

P-TEST™

EQUINE Pregnancy Test Strip

INDICATIONS

For pregnancy diagnosis in domestic horses and other equine species

TEST

One test per strip. Colorimetric. Single-use only.

RELIABILITY

90 days – term (post-breeding).

NOTICE

P-TEST is an on-farm bio-analytical test for pregnancy in equine. Federal law (US) does not require that this product be used by or on the order of a licensed veterinarian. Please consult local regulations.

DESCRIPTION

P-TEST is a simple and quick colorimetric assay for monitoring pregnancy using a urine sample. Packaged in strip form, each test is sealed to maintain potency during storage. The test is run by dipping the P-TEST strip directly into a sample of urine. After 10 minutes, the results can be visually read.

MODE OF ACTION

The P-TEST works by rapid analysis of the pregnancy hormone, estrone sulfate in urine using a simple colorimetric reaction. Pregnancy can be monitored in the 2nd and 3rd trimesters after breeding without palpation or ultrasound. The accuracy in predicting pregnancy is 97.4%. The accuracy of predicting non-pregnancy is 94.4%. The sensitivity of this test is >95%. Please refer to TABLE 1 for use in specific animal species.

CONTRAINDICATIONS

- When collection urine, do not use in animals which are known to be infected with or are carriers of *Leptospirosis*. Consult your veterinarian.
- When handling urine, be sure to protect yourself by wearing rubber/latex gloves.
- Do not expose open cuts or wounds to urine.
- Do not use in pre-pubertal or anestrus females.

COLLECTION OF URINE

The following methods of urine collection can be used. Store the sample at room temperature (68°F; 20°C) until assay. Run test within 2 hours of collection. If delay in testing is necessary, urine samples can be stored in a clean container and immediately frozen for up to 7 days. Be certain stored samples are completely warmed to room temperature before testing.

1. **Manual stimulation.** Ensure sufficient restraint to prevent the beast from moving away during the procedure. Gently massage the skin under the vulva (escutcheon) in an upward motion. In most cases this will result in urine flow in one minute. Collect several milliliters of urine. Use a clean, dry, urine cup (or similar receptacle) as a sampling container. Try to collect urine mid-stream. Use a clean technique to minimize exposure to feces, dust, and insects. After collection, place urine at room temperature in a seal container protected from direct sunlight, moisture and insects.
2. **Casual collection.** Horses urinate 3-4 times per day. Knowledge of urination habits can be helpful. Some mares will urinate after exercise, feeding, removal of saddle, harness, or from a transport float. Collect urine directly into a clean container.
3. **Collection device.** Attaching a collection container below the vulva can work very well. A simple device can be made from a clean plastic bottle held in place by netting + straps. The open container can be attached to a blanket, cover, or harness. If using absorbent material in the container (to prevent splashing), use only 100% pure cotton.

NOTE: The following methods are not recommended as the urine can become contaminated by chemicals and/or debris that can interfere with the test.

- Sanitary pads
- Paper towels
- Collecting urine from the ground or barn floor.

TABLE 1: Use of P-TEST

Species	Gestation (Days)	Effective date post- breeding (days) ¹
Horse	320-370	90 - term
Zebra	360-396	80 - term
Donkey	330-420	80 - term





TEST PROCEDURE

Store urine in a closed container and equilibrate to room temperature (72-80 degrees F) for 15 minutes before testing.

A. Introduction of urine sample to the P-TEST Strip.

1. Dip the test strip into the urine sample for few seconds. Be sure the blue pad is completely wet. Withdraw and position horizontally.
2. Allow to stand at room temperature (72-80°F; 22-27°C). Avoid direct sunlight.
3. At 10 minutes, read pad color. Interpret results according Table B (below).
4. Record the results with animal ID #.
5. Dispose of used test strips in a responsible manner.

TABLE B. P-TEST RESULTS

Color		Time (minutes)	Result
LIGHT AMBER		10	OPEN NOT PREGNANT
LIGHT BLUE GREEN		10	PREGNANT EARLY TERM VERY LATE TERM
LIGHT BLUE			PREGNANT MID TERM
BLUE			PREGNANT MID-LATE TERM

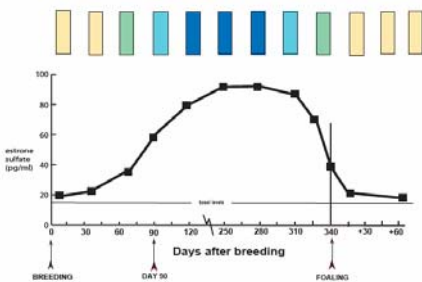
FALSE POSTIVES: The following conditions can show false positives (blue) to this test:

- high protein supplementation
- pre-pubertal females
- pro-estrus
- anestrous females
- retained placenta
- retained *corpus lutei*
- testing within 3 weeks after parturition
- testing of suckling calves
- fetal loss or fetal adsorption

FALSE NEGATIVES: The following conditions can show false negatives (amber) to this test:

- dehydration
- pseudo-pregnancy
- cystic ovarian disease
- placentitis
- severe stress
- urinary tract infections

P-TEST STRIP RESULTS - HORSE



CONFIRMING TEST RESULTS

Horses – Retest after 12 days.

TEST 1	TEST 2	RESULT
+	+	P
+	-	NP
-	+	NP?
-	-	NP

Note: Uncertain results are more common with early-term pregnancies, late-term pregnancies, maiden, and older females. Perform test only on sexually mature cycling females.

ESTIMATION OF TERM: The color of a positive test at 10 minutes is an estimation of term. As the fetus grows, more estrone sulfate is produced. From day 0-60 days, the hormone remains below detectable levels and the test shows WHITE/AMBER. From day 60-90, the hormone level rises rapidly and the color will transition from WHITE/AMBER to VERY LIGHT BLUE-GREEN. Maximum hormone levels occur from day 90-280 days indicated by BLUE. After 280 days, the hormone levels slowly decline, transitioning back to LIGHT BLUE. As foaling nears, hormone levels rapidly drop and the test will show WHITE/ AMBER.

STORAGE CONDITIONS

Store at or below 20°C (68°F). Reseal unused product in container during storage.

HOW SUPPLIED

P-TEST strips are supplied in the following package sizes: 1, 10.

WARNINGS

KEEP OUT OF REACH OF CHILDREN.

Manufactured by
EMLAB GENETICS, LLC Arcola, IL 61910 USA

Questions? Please call +1-708-442-3964 or log onto www.emlabgenetics.com

P-TEST™ is a trademark of **EMLAB GENETICS LLC**